

## How To Share Your Digital Badge By Hyperlink

1. Sign into your [Twitter account](#).
2. Sign in to your [Acclaim account](#) and click on one of your badges on the home screen.



### Ishara Bullock





Clinical Manager  
Columbia, Maryland

I am a sonographer with 20+ years of experience. I have earned the RDMS, RDCS, and RMSKS credentials. I pride myself on providing exceptional patient care to my patients.

in f t l e


Badges

54 badges Sort by: Most Popular ▼

 <p><a href="#">Ultrasound Physics &amp; Instrumentation (UPI)</a> ARDMS</p>	 <p>Vascular Physical Principles &amp;... ARDMS</p>	 <p>Abdomen (AB) Specialty ARDMS</p>	 <p>Registered Diagnostic Medical Sonographer... ARDMS</p>
---	--	--	---


- Once you click the badge you want to share, you will be navigated to the description page for your badge. Click the **Share** button in the upper right-hand corner.





This badge was issued to [Ishara Bullock](#) on 5 March 2019.

Share
...



Type: Validation

## Vascular Physical Principles & Instrumentation (VPI)

Issued By [ARDMS](#)

The Vascular Physical Principles & Instrumentation (VPI) examination tested basic physical principles and instrumentation knowledge essential to sonography professionals. It was the physics component for the RVT credential however, it is no longer offered. The Sonography Principles & Instrumentation (SPI) examination now meets the physics requirement for the RVT credential.

### Demonstrated Skills

ARDMS	Clinical Safety	Doppler Imaging Concepts	Imaging Principles And Instrumentation
Patient Care	Physical Principles	Physics	Quality Assurance

- You will then be navigated to **Share Your Badge Page**. From here click on the **Twitter** icon.

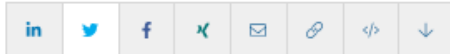


### Share your badge.

Broadcast your achievement to friends and colleagues to get the recognition you deserve.



Musculoskeletal Sonographer (MSKS) Specialty  
Issued By [ARDMS](#)



Twitter  
Account connected! Now share your achievement.

Compose your Tweets (51 / 200 characters)  
View my verified achievement from ARDMS on Acclaim.

Share

- You will be asked to authorize Credly to post on your Twitter profile. Allow Credly access. Now your account will be linked to Credly.
- Click the **Share** button.



### Share your badge.

Broadcast your achievement to friends and colleagues to get the recognition you deserve.



Musculoskeletal Sonographer (MSKS) Specialty  
Issued By [ARDMS](#)



Twitter  
Account connected! Now share your achievement.

Compose your Tweets (51 / 200 characters)  
View my verified achievement from ARDMS on Acclaim.

Share

7. Your digital badge will then be shared on within your Twitter timeline.



The screenshot shows the Twitter interface. At the top, navigation tabs include Home, Moments, Notifications (with a red badge showing 15), and Messages. A search bar is on the right. The profile of APCA (@APCA\_council) is visible on the left, with 370 tweets, 469 following, and 255 followers. The main content is a tweet from POCUS Certification Academy (@POCUSAcademy) posted 10 seconds ago. The tweet text reads: "View my verified achievement from ARDMS on Acclaim." Below the text is a circular digital badge for "ARDMS MUSCULOSKELETAL SONOGRAPHER (MSKS) SPECIALTY RMSKS". To the right of the badge, the text says: "Musculoskeletal Sonographer (MSKS) Specialty ... The Musculoskeletal Sonographer (MSKS) examination tests basic musculoskeletal sonographer knowledge and skills essential to sonographer-level professional... youracclaim.com". A green arrow points to the badge area. At the bottom of the tweet are icons for reply, retweet, like, and message.